

SOCAR


Innovative Hardware Solution

OFFICE PARTITION SERIES



SOCAR

Innovative Hardware Solution



SOCAR is an effort to provide you with the latest, trendy & innovative partition and hardware solutions that give your office a touch of luxury. We are committed to serve your interior needs with products that go in hand with the european standards. We are a growing company that constantly thrives on contemporary ideas of modern interior solutions.

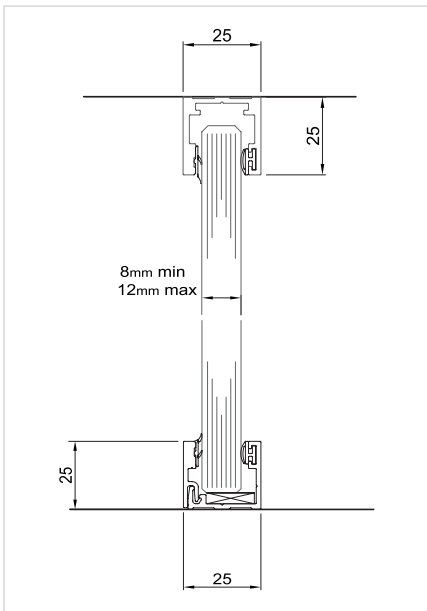




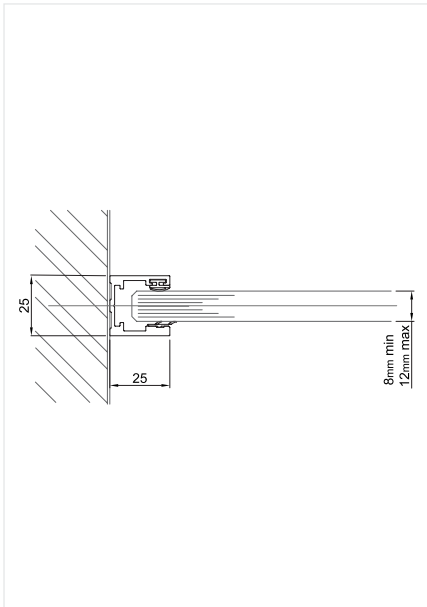
Clestra 25

The CRESTA 25 is a slim & classic lightweight profile system. It is based on 25X25 mm Aluminium Profile. CRESTA 25 model allows a variety of applications. The glazing frame accepts glass from 8mm to 12mm thick. Cresta 25 frame provides an elegant and cost effective design solution. The Standard Partition Section is of 25mm x 25mm. Suitable for 8mm / 10mm / 12mm toughened glass as well as Laminated glass ranging from 8mm to 12mm. A variety of door types are available with multiple door framings for you to choose.

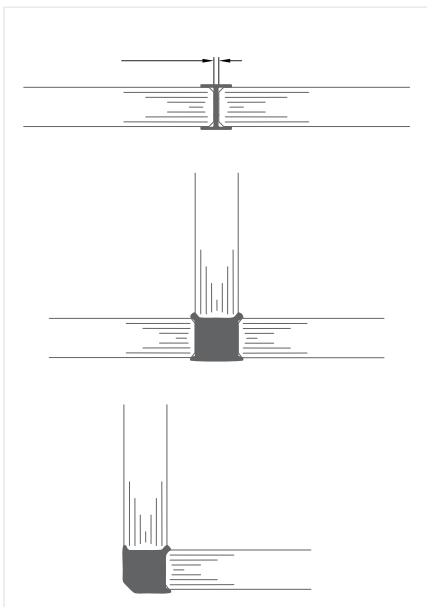




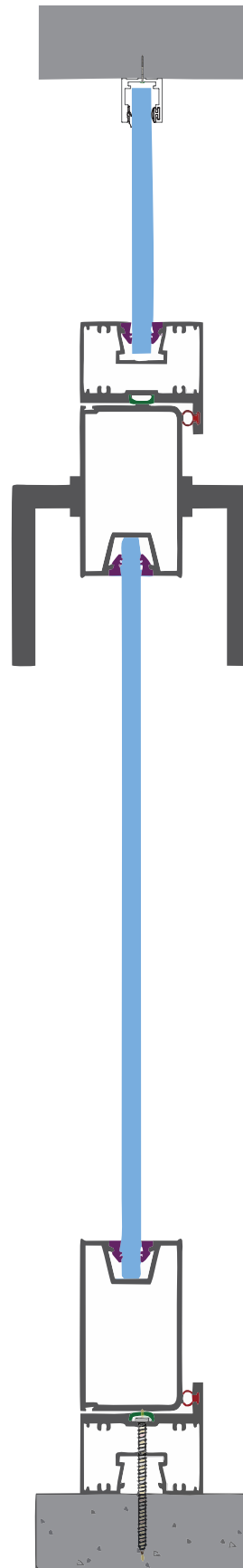
Single glazed floor track
25mm x 25mm with clip-in bead



Single glazed 25mm x 25mm
wall abutment



Glass to glass Nebul® patented
dry joint 12.8mm & 16.8mm glass

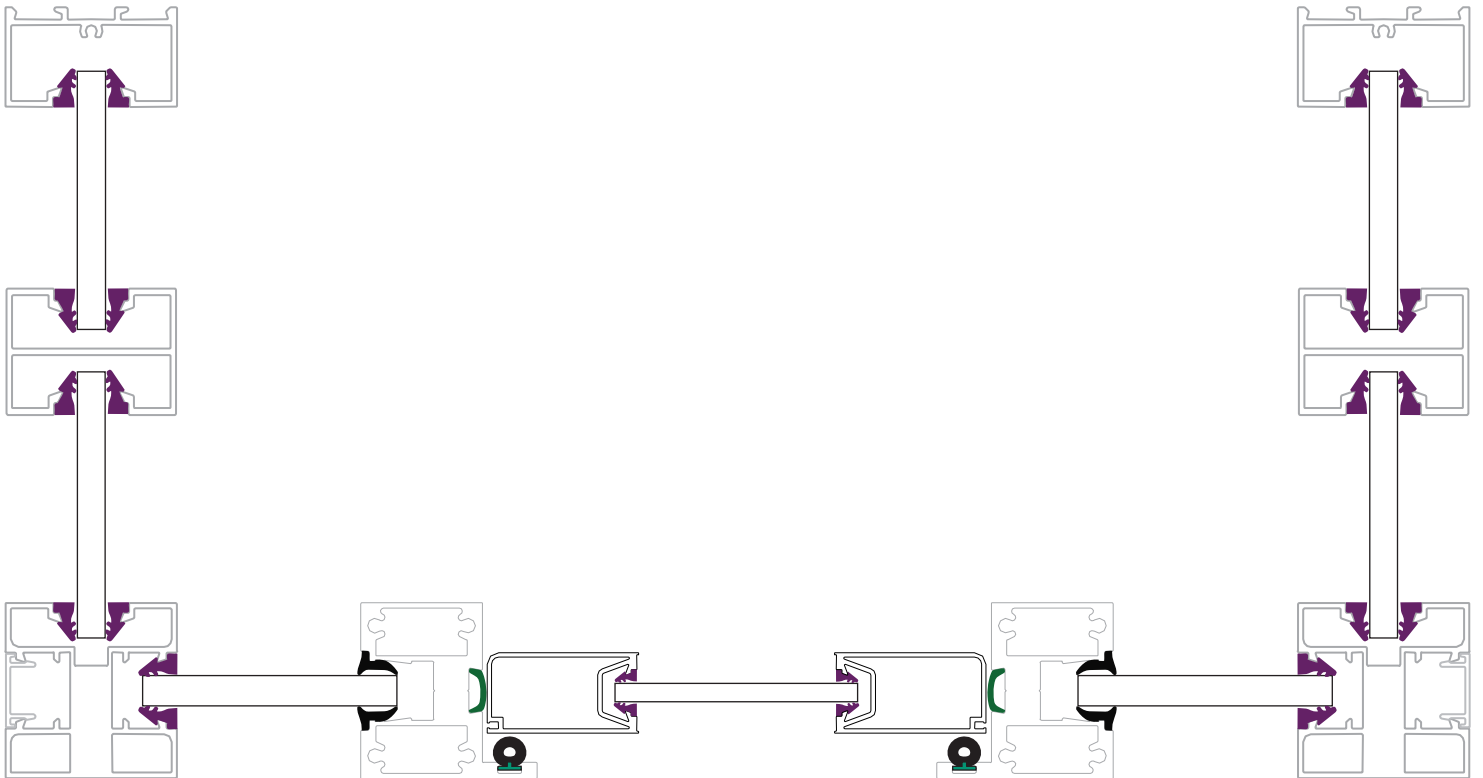
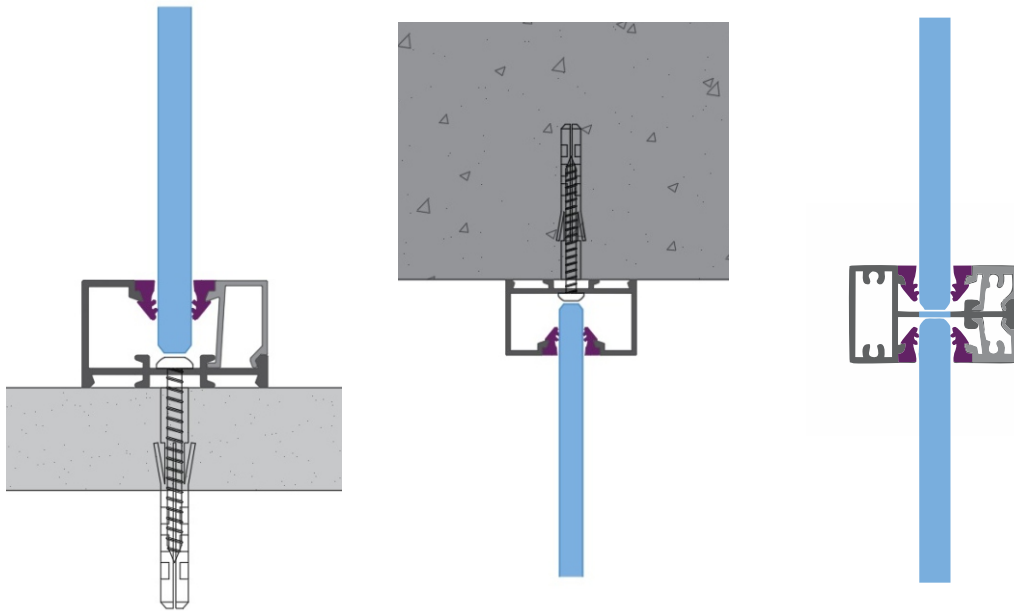




Clestra 45

Cresta 45 is a classic, ultra light section that allows you to stud your offices with minimal levels of framing and checks all the points required for a perfect office space. The section is compatible for 8mm / 10mm / 12mm glass. A variety of door types are available with multiple door framings for you to choose.






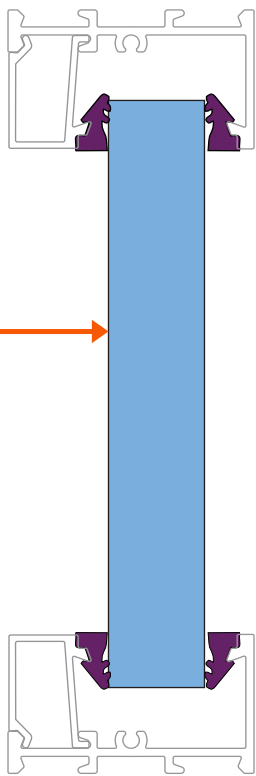
Clestra 45 DGU



Cresta 45 DGU glass partition is a modern day solution made with minimal metal framing. They offer a seamless and sophisticated look, allowing natural light to flow through the space, improving acoustics, and reducing noise levels. These partitions are customizable to fit different design aesthetics and functional needs. The DGU glass absorbs the noise and provides a serene environment in you workspaces.



23MM
DGM GLASS

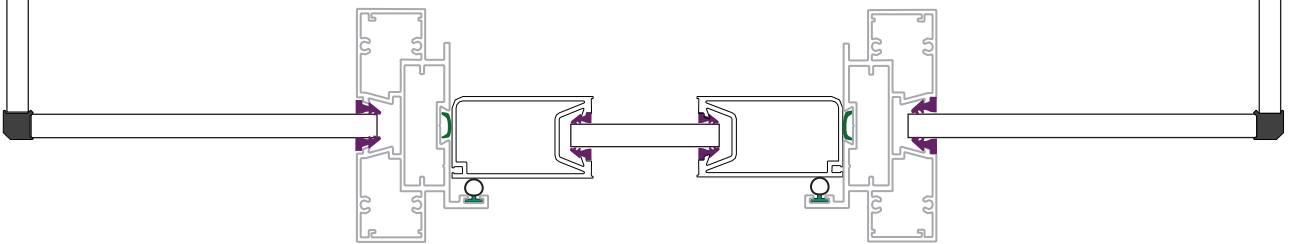
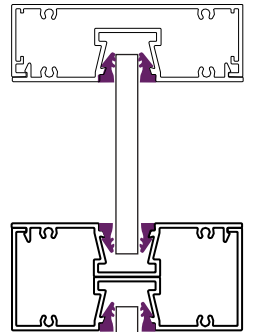
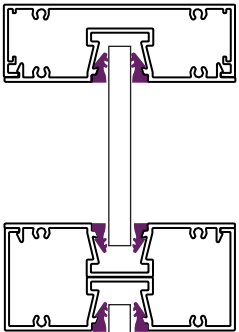
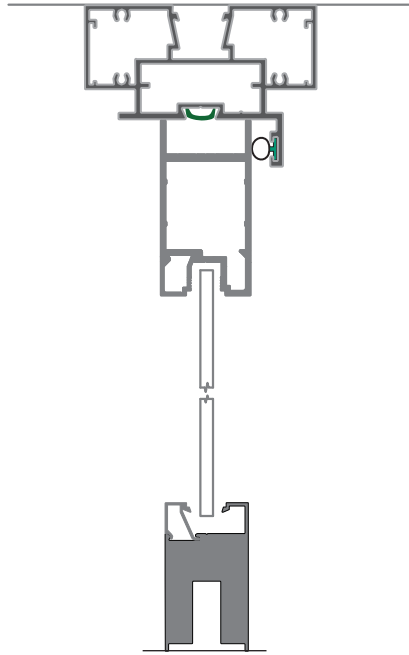
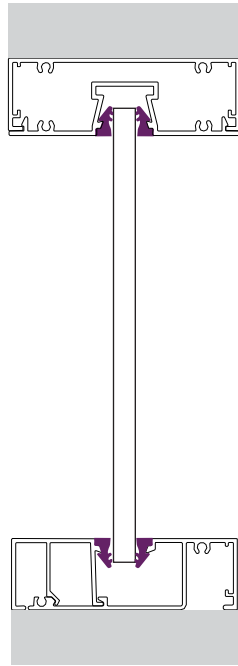




Clestra 80

Cresta 80 glass partitions offer a premium office partition solution with a frameless design and minimalistic metal fittings. They provide excellent acoustic privacy while maintaining an open and airy workspace. Cresta 80 partitions are customizable to fit any design aesthetic and are a top-tier way to enhance the look and functionality of modern office spaces. The section is compatible with 8mm, 10mm, 12mm glass.



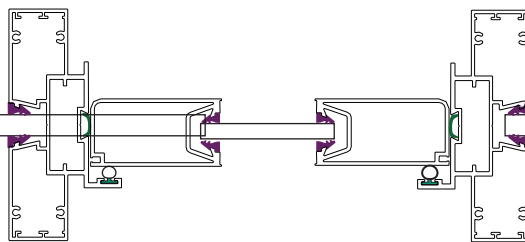
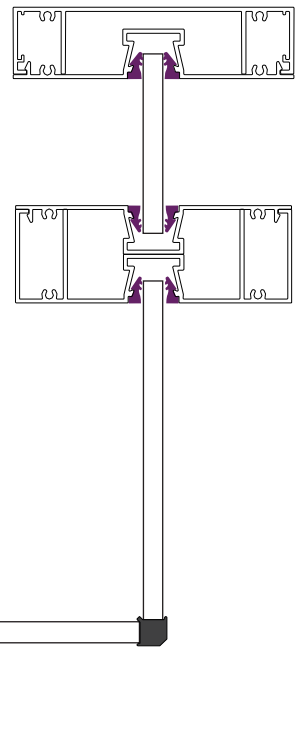
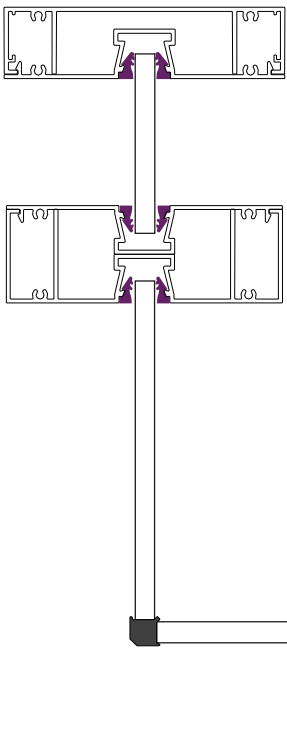
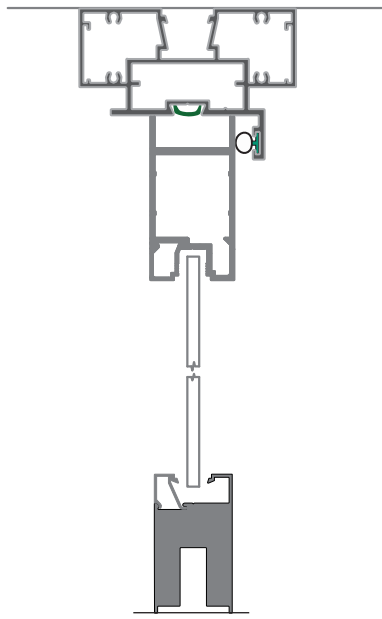
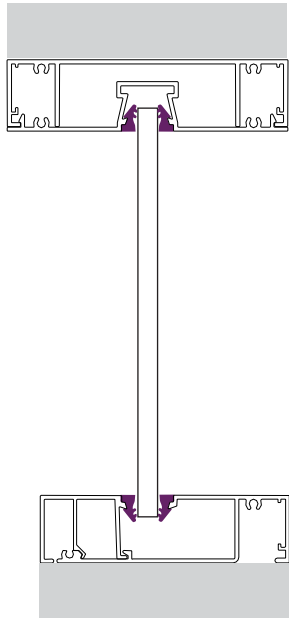




Clestra 105

With a 25mm clean slimline reveal, the Cresta 105 system integrates glass within the partitioning system to maximise the effect of organic lighting. Additional natural light creates the perception of increased space, can enhance focus and creativity, and improve the mood and overall performance of staff.







Clestra 100

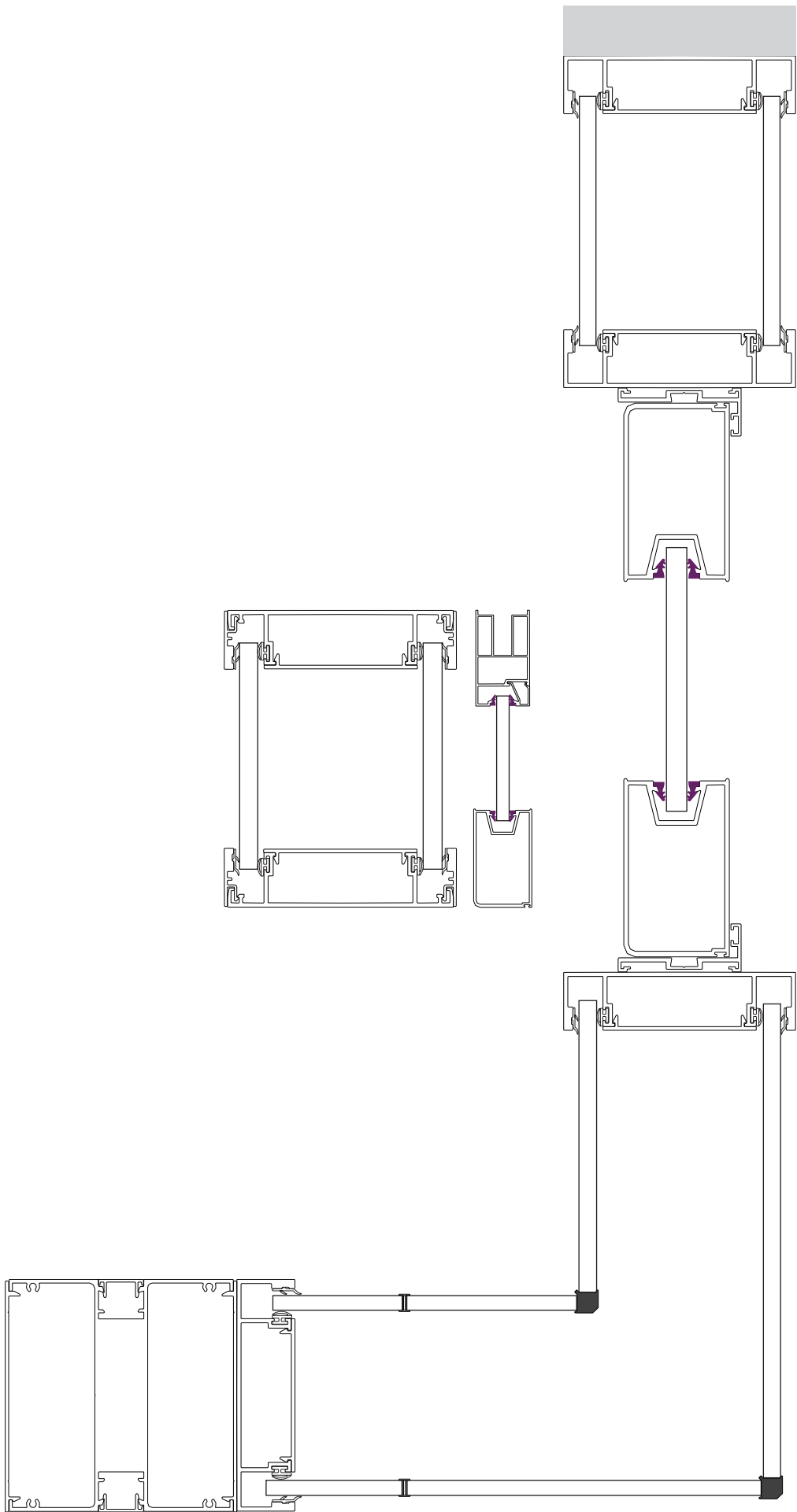


Cresta 100 glass partitions are a contemporary office partition solution that offers versatility and functionality. With a slim aluminum frame and double glazed panels, they provide acoustic privacy while maintaining an open feel.

Cresta 100 partitions can be customized to fit any design aesthetic and are an ideal way to enhance the look and feel of any modern office space.

The section is compatible with 8mm, 10mm, 12mm glass thickness with framed door options.





A modern office interior featuring a lounge area with three grey upholstered chairs and a black coffee table. A large black pendant light hangs from the ceiling. The background consists of a glass-walled office space with a black door and other pendant lights.

Clestra 75

Cresta 75

is a new age solution for your office partition needs.

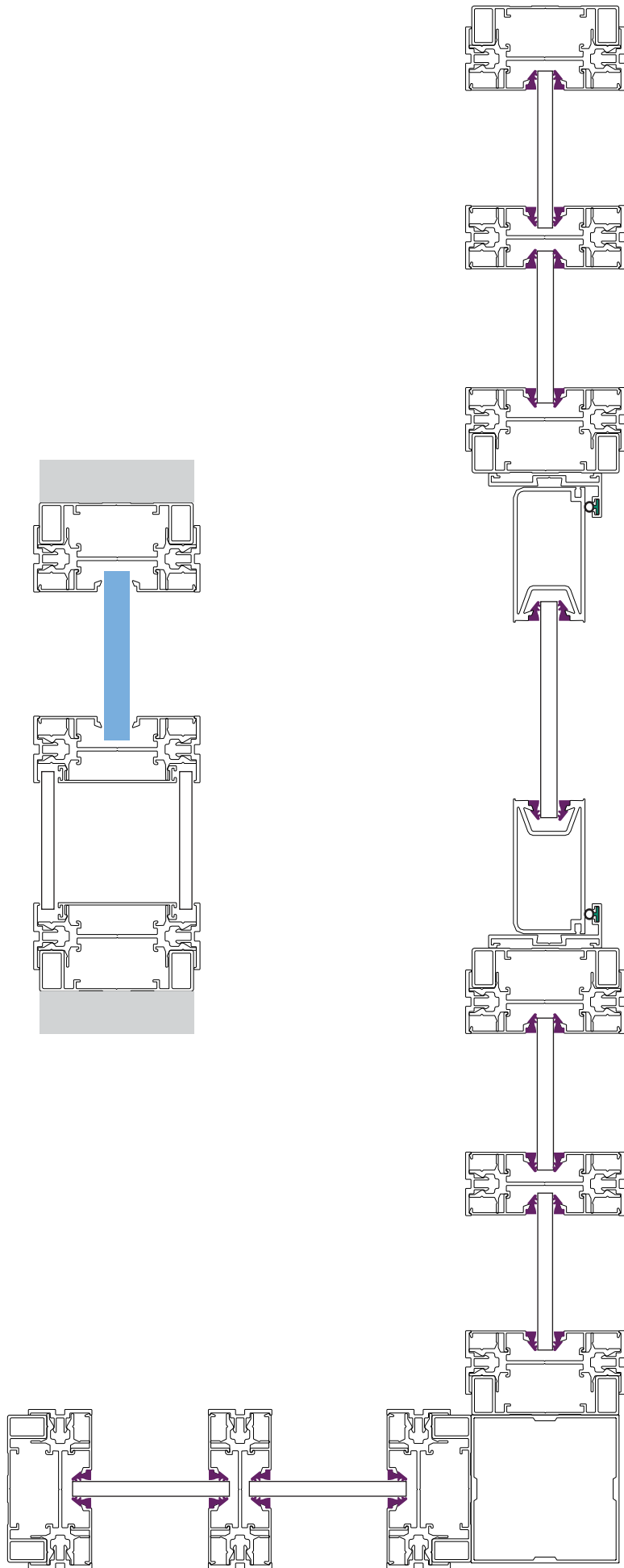
Cresta 75 provides a variety of options to design your space. It makes possible a combination of designs that take place in offices.


A single glazed glass, double glazed glass can be put in a single wall with Cresta 75.

Option of putting wooden structure in place of glass is an attraction of the section.

The section is compatible with 8mm, 10mm, 12mm glass.







65x35 Door

75x45 Door



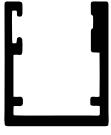
Glass Door



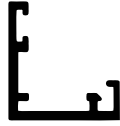


Timber Doors

Clestra 25



SPP1001
Fix Frame Profile



SPP1002
Folding Profile



SPP1003
Folding Profile

Clestra 45



SPP1004
Fix Profile



SPP1005
Folding Profile



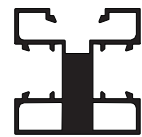
SPP1006
Folding Profile



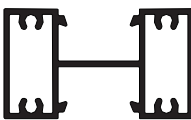
SPP1007
Cover Profile



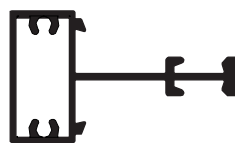
SPP1009
Divider Profile



SPP1010
Way Profile



SPP1041
Divider Profile

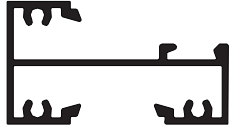


SPP1044
Horizontal
Folding Profile



SPP1043
Horizontal
Folding Profile

Clestra 45



SPP1042
Divider Folding Profile



SPP1045
Divider Folding Profile

Clestra 45 DGU



SPP1056
Folding Profile Frame



SPP1006
Folding Profile Frame

Clestra 80



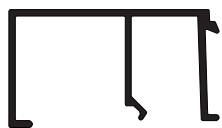
SPP1029
Fix Frame Profile



SPP1030
Fix Frame Profile



SPP1033
Folding Profile



SPP1034
Folding Profile



SPP1037
Danta Profile



SPP1057
Divider Profile

Clestra 105



SPP1031
Fix Frame Profile



SPP1032
Fix Frame Profile



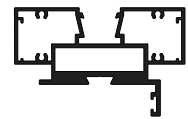
SPP1035
Folding Profile



SPP1036
Folding Profile



SPP1058
Divider Profile



SPP1038
Danta Profile

Clestra 100



SPP1059
Fix Frame Profile



SPP1060
Folding Profile



SPP1061
Cover Profile



SPP1003
Folding Profile

Clestra 75



SPP1051
Fix Frame Profile



SPP1050
I-Beam Profile



SPP1052
Cover Profile



SPP1054
Folding Profile



SPP1053
Folding Profile

Joint Profiles



SPP1011
I Profile for 10mm Glass



SPP1012
I Profile for 12mm Glass



SPP1013
Corner Profile
For 10mm Glass



SPP1014
Corner Profile
For 12mm Glass



SPP1015
T Corner Profile
For 10mm Glass



SPP1016
T Corner Profile
For 12mm Glass

Stile Door



SPP1017
75mm Door Frame



SPP1018
45mm Door Frame



SPP1019
Folding Part For
Door Frame



SPP1026
65mm Door Frame



SPP1027
35mm Door Frame



SPP1028
Folding Part For
Door Frame

Door Frame



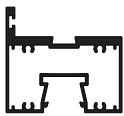
SPP1046
Danta Patti



SPP1008
Danta Patti With Profile




SPP1055
Danta Patti

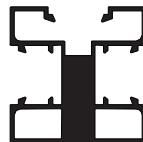


SPP1025
Door Frame With
Danta Patti

Porters



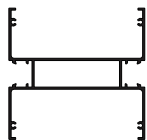
SAP227
45X45mm Porter



SPP1010
45x45mm Porter



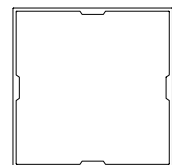
SPP1040
Cover For SPP1010



SPP1062
100x100mm Porter



SPP1063
Cover for SPP1062



SPP1064
75X75mm Porter


Georgian Bars



SPP1039



SAP206



SAP174

Miscellaneous Profiles



SPP1047
50mm Skirting Profile



SPP1048
75mm Skirting Profile



SPP1049
100mm Skirting Profile



SPP1067
CORNER GUARD 12MMx12MM



SPP1068
CORNER GUARD 19MMx19MM



SPP1069
CORNER GUARD 25MMx25MM



SPP1070



SPP1071



SPP1081

Gaskets



SRS101



SRS103



SRS104



SRS105



SRS107



SRS108





SRS109












SRS110




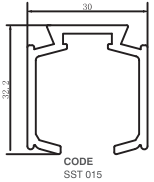

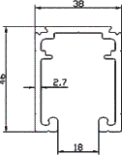




CODE	DESCRIPTION	SIZE	FINISH	SECTION
SPF801BL	TOP PATCH FOR GLASS DOOR	1 PCS	BLACK, SS	
SPF802SS	BOTTOM PATCH FOR GLASS DOOR	1 PCS	BLACK, SS	
SPF803BL	PIVOT FOR GLASS DOOR	1 PCS	BLACK, SS	
SPF804BL	BOTTOM LOCK FOR GLASS DOOR	1 PCS	BLACK, SS	
SPF805	OVER PANEL L PATCH	1 PCS	BLACK, SS	
SPF806	L PATCH FOR GLASS DOOR	1 PCS	BLACK, SS	
SPF807	OVER PANEL PATCH	1 PCS	BLACK, SS	
SFS ACC 001	WOODEN DOOR TOP PIVOT	1 PCS	BLACK, SS	
SFS 1001	80KG SINGLE SPRING FLOOR SPRING DOOR WIDTH:950MM	1 PCS	BLACK, SS	

CODE	DESCRIPTION	SIZE	FINISH	SECTION
SFS 1002	120KG DOUBLE SPRING FLOOR SPRING WIDTH: 800MM EN2	1 PCS	BLACK, SS	
SFS 1003	120KG DOUBLE SPRING FLOOR SPRING WIDTH: 950MM EN3	1 PCS	BLACK, SS	
SFS 1004	120KG DOUBLE SPRING FLOOR SPRING FLOOR SPRING WIDTH: 1150MM EN4	1 PCS	BLACK, SS	
SFS 1005	150KG COMPACT MODE DOUBLE SPRING FLOOR SPRING WIDTH: 750-1150MM EN2-4	1 PCS	BLACK, SS	
SFS 1006	HYDRAULIC PIVOT FOR WOODEN DOOR. 80KG CAPACITY W:950MM	1 PCS	SILVER	
SFS 1007	HYDRAULIC PATCH FOR GLASS DOOR 100KG WEIGHT CAPACITY W:1000MM	1 PCS	BLACK, SILVER	
SCDC 003	CAM ACTION CONCEALED DOOR CLOSER EN2-4, 120KG CAPACITY	1 PCS	BLACK	
SDC1103 BLACK	SURFACE MOUNTED HOLD OPEN PELMET ARM DOOR CLOSER 80KG EN1-3	1 PCS	BLACK, SILVER	
SDC ACC 001	SADDLE PLATE FOR GLASS DOOR TO HOLD DOOR CLOSER	1 SET	BLACK, SILVER	

CODE	DESCRIPTION	SIZE	FINISH	SECTION
SDC ACC 1105	SURFACE MOUNTED HOLD OPEN PELMET ARM DOOR CLOSER 100KG EN1-4	1 SET	BLACK, SILVER	
SDC1104 BLACK	SURFACE MOUNTED HOLD OPEN PELMET ARM DOOR CLOSER BLACK EN-3 80KG	1 PCS	BLACK, SILVER	
SSA010	BOTTOM PIVOT	1 PCS	SS	
SSA021	TOP BOTTOM PIVOT	1 SET	BLACK	
SSA019	GLASS HINGES	1 SET	BLACK, SILVER	
SSA023	STUDIO LOCK FOR DOOR	1 SET	BLACK, SILVER	
SSA009	BUTTERFLY HINGES FOR OPENING DOOR	100MM, 125MM	BLACK, SS	
SSA029	SEMI CIRCLE DOOR STOPPER	1 PCS	SS	
SGDH 001	Q-TYPE GLASS PULL HANDLE SIZE: 300MM, 450MM	1 PCS	BLACK, SS	

CODE	DESCRIPTION	SIZE	FINISH	SECTION
SGDH 002	D-TYPE GLASS PULL HANDLE SIZE: 300MM, 450MM	1 PCS	BLACK, SS	
SGDH 003	H-TYPE GLASS PULL HANDLE SIZE: 300MM, 450MM	1 PCS	BLACK, SS	
SGDH 004	1500MM GLASS DOOR HANDLE WITH LOCK	1 PCS	BLACK, SS	
SMH 001	MORTISE HANDLE	1 PCS	BLACK, SS	
SMH002	DIGITAL MORTISE LOCK FOR FRAMED DOOR	1 SET	SILVER, BLACK	
SDL 001	CY DEAD LOCK 50MM	1 PCS	BLACK, SS	
SDL 002	CY DEAD LOCK 40MM	1 PCS	BLACK, SS	
SDL ACC 001	CY KEY HOLE OVAL	1 PCS	BLACK, SS	
SMB 2025	25MM MORTISE LOCK BODY	1 PCS	BLACK, SS	

Hardware Accessoriees

CODE	DESCRIPTION	SIZE	FINISH	SECTION
SCY 3060 SCY 3070	CYLINDER KXN SIZE: 60MM, 70MM	1 PCS	BLACK, SS	
SDDS001-750 SDDS001-900 SDDS001-1050 SDDS001-1200	DROP DOWN SEAL. AVAILABLE SIZE: 750MM, 900MM, 1050MM, 1200MM	1 PCS	SILVER	
SGSF015	SLIDING FITTING FOR DOOR	1 PCS	1 DOOR SET	
SST015	TRACK FOR SWSF015 SIZE: 2440MM, 3660MM	1 PCS	1 LENGTH	
SWSF 025	120KG SLIDING FITTING	1 SET		
SST 022 4 MTR	120KG SLIDING TRACK	4000MM	BLACK, SILVER	
SGSF 017	BOTTOM GUIDE FOR GLASS SLIDING	1 PCS	BLACK, SS	
SGSH001	RECTANGLE SLIDING HANDLE	1 PCS	BLACK, SS	
SGSH002	SQAURE SLIDING HANDLE	1 PCS	BLACK, SS	
SGSH003	ROUND SLIDING HANDLE	1 PCS	BLACK, SS	

GUJARAT DECOR PVT. LTD.

SURAT

8-9, Mahavir Small Industrial Estate,
Bamroli-Vadod Road,
Vadod Gam, Surat,
Gujarat. India - 394 221



CHANDIGARH

Nabha Sahib, Shop No 1,
Jagait Complex, High Ground Road,
Nabha Zirakpur Sas Nagar,
Chandigarh, Punjab - 140 603



PATNA

Ward No. 54Maurya Colony,
Behind Shiv Mandir,
East of BISCOMAN Colony,
PS Alamganj, Patna,
Bihar 800007



BENGALURU

225/1,Ground and 1st Floor,
4th Cross,
Lal Bagh Main Rd,
Bengaluru,
Karnataka 560027



Customer Care :  + 91 98989 90003

 hello@socarhardware.com

 www.socarhardware.com




facebook




website




instagram




youtube




catalogue

Legal Disclaimer

Whilst every effort has been made to ensure that the information contained in this brochure is accurate at the time of publication, SOCAR recommends that you consult SOCAR, its authorised distributors and dialers prior to placing an order to ascertain current information on specific product, as SOCAR reserves the right to make changes without prior notice. SOCAR will not be liable for any errors or omissions in the information contained in the brochure or arising from the use or application of the information contained herein. This brochure does not constitute an offer for the sale of any particular product.